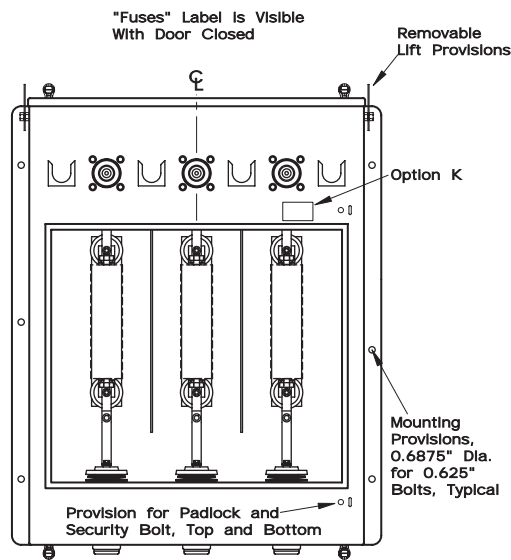
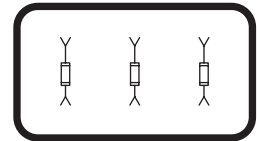
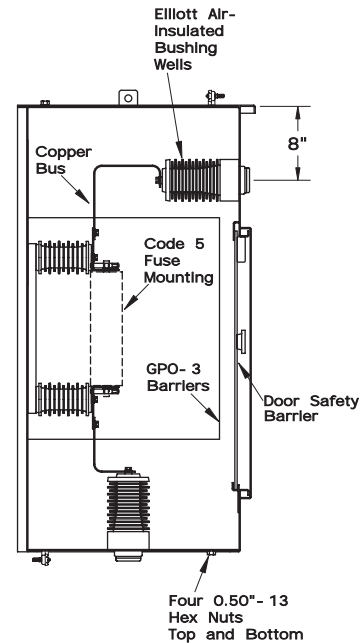


# EWMR-15-311S-E2FB-CM5

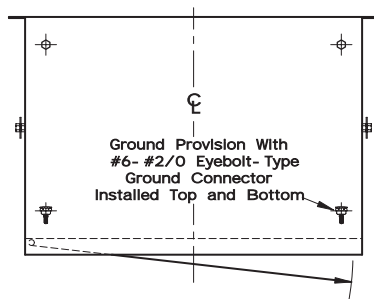
Three Phase - Two Ways Per Phase  
 200-Amp Elliott Air-Insulated Bushing Wells  
 140-Amp (Max) 8.3 kV Clip-Mounted CL Fuse Provisions  
 40-Amp (Max) 15.5 kV Clip-Mounted CL Fuse Provisions  
 8.3/14.4 kV Grounded Wye Max Design  
 95 kV BIL



**Front View**  
 Door & Door Safety  
 Barrier Removed



**Section AA**



**Top View**

Standard Paint: "Pad-Mount Green"  
 Munsell #7GY 3.29/1.5  
 Optional Paint: "Light Grey"  
 Munsell #5BG 7.0/0.4  
 Option K: Key Interlock

11-Gauge Steel Enclosure  
 Kinked Top  
 Stainless Steel Hinges  
 Recessed Stainless Steel Penta-Head (or Hex-Head) Security Bolts  
 Clear Polycarbonate Door Safety Barrier  
 6" Min Strike Distance to Ground  
 8" Min Strike Distance Phase-to-Phase

EWMR-15-311S-E2FB-CM5 Layout		
Date: 10/05/94	File: D94249R0	Drawing No.:
By: MDW	Version: 0.0	94-249
<b>Elliott Industries, Inc.</b> Bossier City, Louisiana 71171- 6388 U.S.A.		