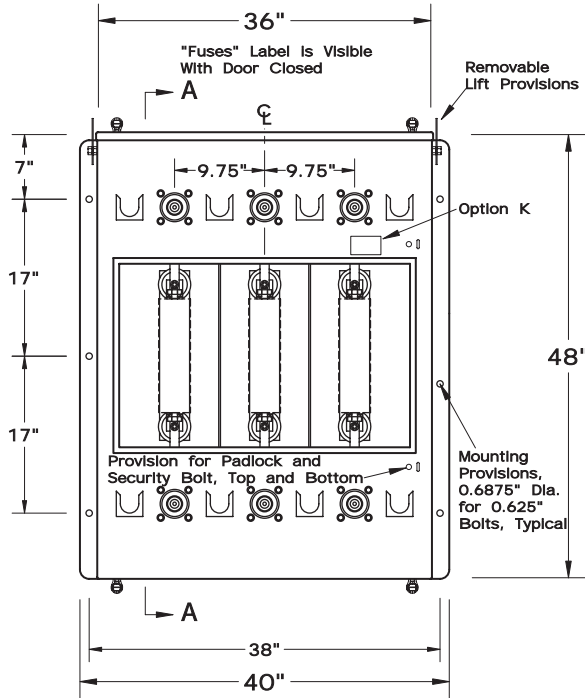
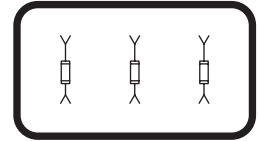


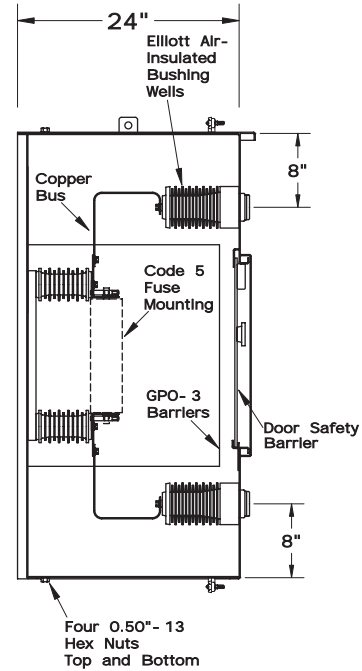
EWMR-15-311S-E2F-CM5

Three Phase - Two Ways Per Phase
 200-Amp Elliott Air-Insulated Bushing Wells
 140-Amp (Max) 8.3 kV Clip-Mounted CL Fuse Provisions
 40-Amp (Max) 15.5 kV Clip-Mounted CL Fuse Provisions
 8.3/14.4 kV Grounded Wye Max Design
 95 kV BIL

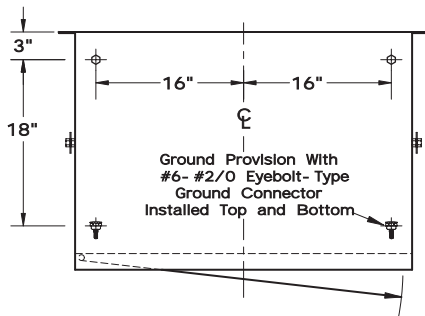


Front View

Door & Door Safety
 Barrier Removed



Section AA



Top View

Standard Paint: "Pad-Mount Green"
 Munsell #7GY 3.29/1.5
 Optional Paint: "Light Grey"
 Munsell #5BG 7.0/0.4
 Option K: Key Interlock

11-Gauge Steel Enclosure
 Kinked Top
 Stainless Steel Hinges
 Recessed Stainless Steel Penta-Head (or Hex-Head) Security Bolts
 Clear Polycarbonate Door Safety Barrier
 6" Min Strike Distance to Ground
 8" Min Strike Distance Phase-to-Phase

EWMR-15-311S-E2F-CM5		
Layout		
Date: 10/05/94	File: D94250R0	Drawing No.:
By: MDW	Version: 0.0	94-250
Elliott Industries, Inc. Bossler City, Louisiana 71171- 6388 U.S.A.		