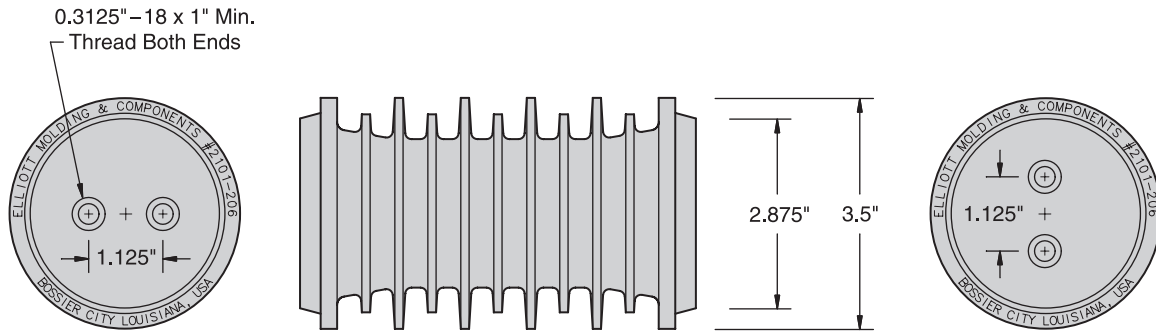




Apparatus Insulators

Indoor - Outdoor
Double Bolt Series 0.3125"-18 Inserts

Descriptive
Bulletin
2101-005
Page 1 2015



ELRIM Cycloaliphatic Epoxy Provides:

- Nontracking, self-scouring, nonweathering performance
- Superior dielectric strength, dielectric loss and power factor
- Choice of shapes allows design innovation
- Mechanical and thermal toughness
- Shatter-free arc flashover performance
- Oil resistant

Elliott Design Provides:

- Cast-in-place inserts without metal end caps
- Contamination resistant Elliott square-edge skirts
- Generous dry arcing (strike) distance
- Increased leakage distance to resist contamination
- Thermal cycling withstand from +200° F to -200° F
- High strength - field proven performance
- Experience with cycloaliphatic epoxy since 1975

- 1) To mount the insulator, when no adjustment is required, two 0.375" diameter holes on 1.125" centers accommodate the 0.3125"-18 thread mounting bolts.
- 2) To mount the insulator, when $\pm 0.0625"$ adjustment is required, two 0.375" x 0.50" oround slots are required.

Important:

Water that accumulates in the inserts and then freezes will damage epoxy insulators. When insulators are to be installed outdoors, inserts must be partially filled with no-oxide compound (or similar material) to prevent moisture accumulation in the inserts.

Ratings and Dimensions of Apparatus Insulators

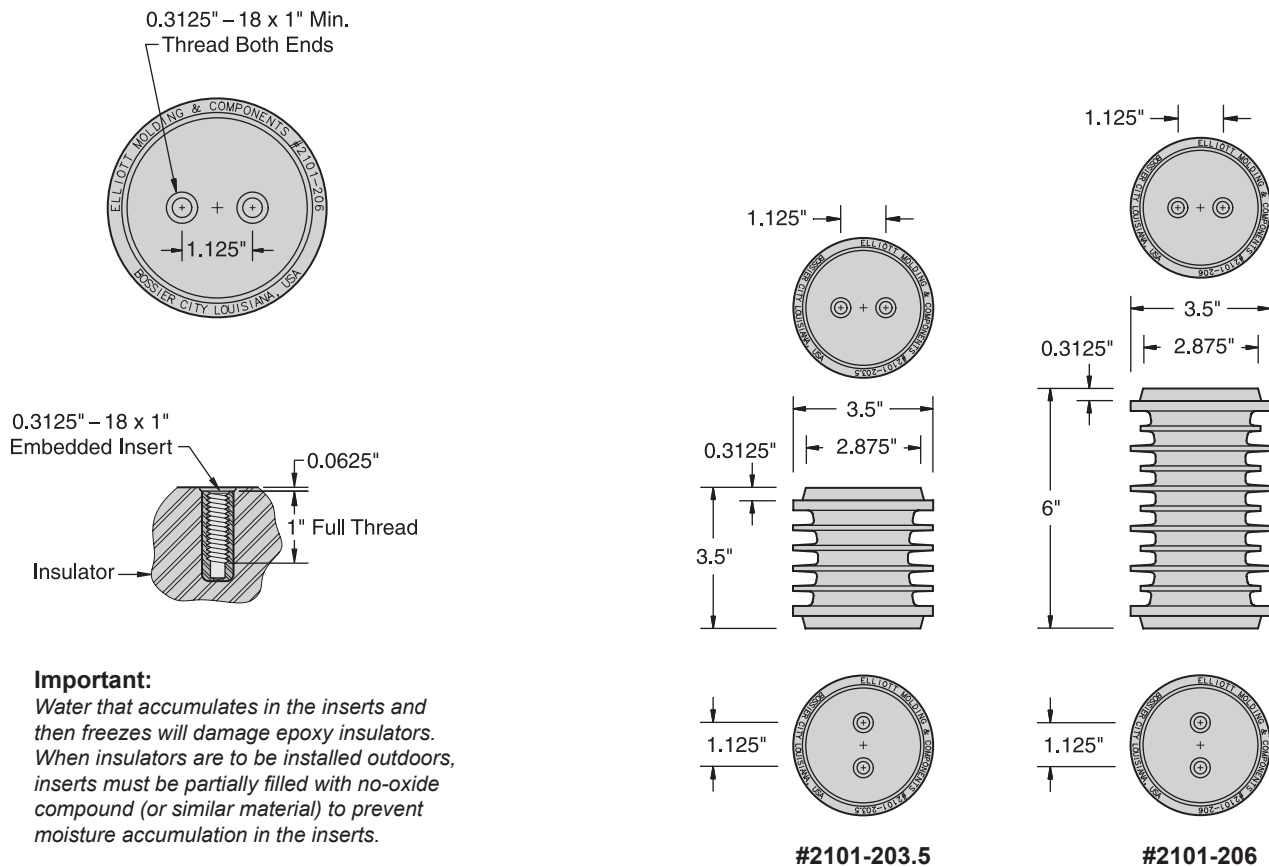
Catalog Number	Nominal Voltage kV	Withstand Test Voltage Kilovolts			Height Inches	Minimum Leakage Inches	Minimum Strike Inches
		Impulse 1.2 x 50	One Min. Dry.	10 Sec. Dew			
2101-203.5	5	60	26	26	3.5	6	3.5
2101-206	15	95	50	50	6	14.5	6
2101-207.5	25	125	60	60	7.5	18	7.5
2101-208.5	25	125	70	70	8.5	21	8.5
2101-210	35	150	80	80	10	26.5	10
2101-212.5	35	200	100	100	12.5	33	12.5



Apparatus Insulators

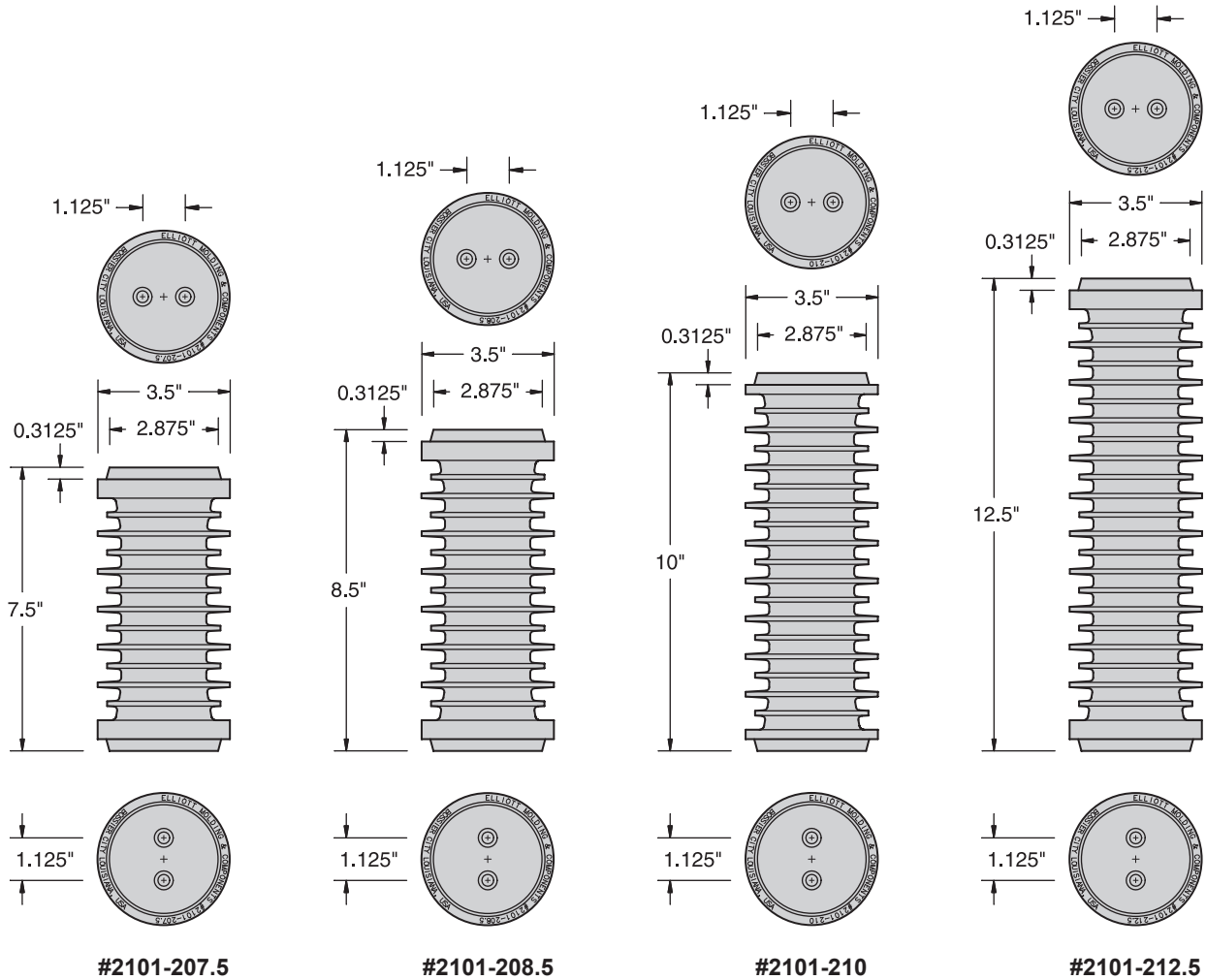
Indoor - Outdoor
Double Bolt Series 0.3125"-18 Inserts

Descriptive
Bulletin
2101-005
Page 2 2015



Catalog Number	2101-203.5	2101-206
Electrical Rating, kV		
Nominal Voltage	5	15
BIL	60	95
AC Withstand - 1 Min. Dry	26	50
AC Withstand - 10 Sec. Dew	26	50
Leakage Distance, Inches	6	14.5
Dry Arcing Distance, Inches	3.5	6
Mechanical-Strength Rating, Pounds		
Cantilever, Ultimate 2.5 inches above top*	1,000	800
Tensile, Pounds	5,000	5,000
Torsion, Inch-Pounds	3,600	3,600
Compression, Pounds	20,000	20,000
Insert Thread Size	0.375"-18	0.3125"-18
Net Weight, Pounds (kg)	1.7 (0.77)	2.4 (1.1)

* To attain their rated cantilever strengths, insulators must be mounted on a flat surface that is at least as wide as the diameter of the base of the insulator. Furthermore, the mounting surface must be free of protrusions, such as lumps from galvanizing, to prevent cracking of the insulator when mounting bolts are tightened.



#2101-207.5

#2101-208.5

#2101-210

#2101-212.5

Catalog Number	2101-207.5	2101-208.5	2101-210	2101-212.5
Electrical Rating, kV				
Nominal Voltage	25	25	35	35
BIL	125	125	150	200
AC Withstand - 1 Min. Dry	60	70	80	100
AC Withstand - 10 Sec. Dew	60	70	80	100
Leakage Distance, Inches	18	21	26.5	33
Dry Arcing Distance, Inches	7.5	8.5	10	12.5
Mechanical-Strength Rating, Pounds				
Cantilever, Ultimate 2.5 inches above top*	700	650	500	300
Tensile, Pounds	5,000	5,000	5,000	5,000
Torsion, Inch-Pounds	3,600	3,600	3,600	3,600
Compression, Pounds	20,000	20,000	20,000	20,000
Insert Thread Size	0.3125"-18	0.3125"-18	0.3125"-18	0.3125"-18
Net Weight, Pounds (kg)	3.1 (1.4)	3.4 (1.6)	3.8 (1.7)	4.4 (2.0)



Apparatus Insulators
Indoor - Outdoor
Double Bolt Series 0.3125"–18 Inserts

Descriptive
Bulletin
2101-005
Page 4 2015

**If you do not find the design
you need**

PLEASE CONTACT

our REPRESENTATIVE or the FACTORY