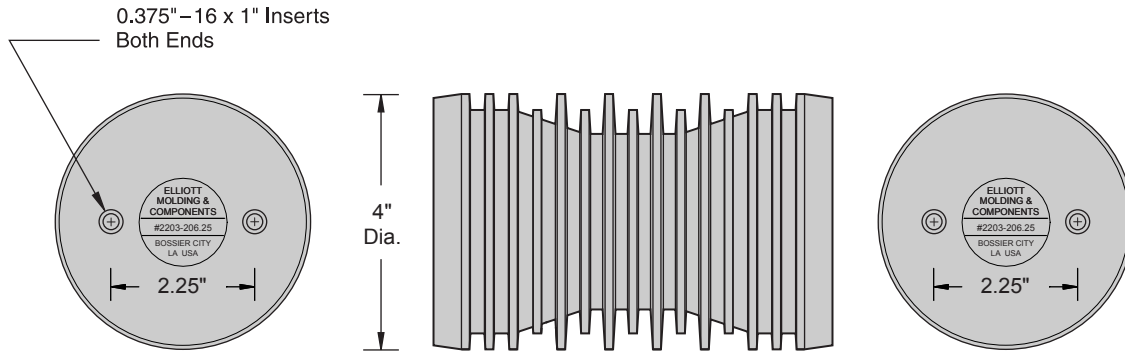




Apparatus Insulators

Indoor - Outdoor
Double Bolt Series 0.375"-16 Inserts

Descriptive
Bulletin
2203-001
Page 1 2015



ELRIM Cycloaliphatic Epoxy Provides:

- Nontracking, self-scouring, nonweathering performance
- Superior dielectric strength, dielectric loss and power factor
- Choice of shapes allows design innovation
- Mechanical and thermal toughness
- Shatter-free arc flashover performance
- Oil resistant

Elliott Design Provides:

- Cast-in-place inserts without metal end caps
- Contamination resistant Elliott square-edge skirts
- Generous dry arcing (strike) distance
- Increased creep distance to resist contamination
- Thermal cycling withstand from +200° F to -200° F
- High strength - field-proven performance
- Experience with cycloaliphatic epoxy since 1975

Double bolt series apparatus insulators provide bolt locations spaced to accept S&C live parts and may be used to construct fuse mountings and other apparatus that would otherwise require S&C insulators. These insulators may be mounted in any position. The unique Elliott square-edge skirt design provides unusually high performance in contaminated conditions - wet or dry. High cantilever strength and the other superior qualities of cycloaliphatic epoxy make this insulator a high-performance component.

Important:

Water that accumulates in the inserts and then freezes will damage epoxy insulators. When insulators are to be installed outdoors, inserts must be partially filled with no-oxide compound (or similar material) to prevent moisture accumulation in the inserts.

Ratings and Dimensions of Apparatus Insulators


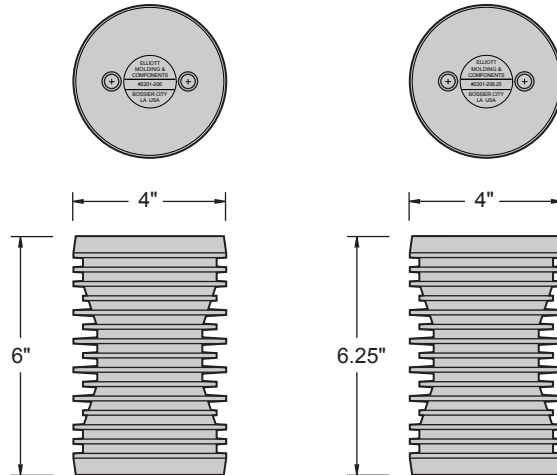
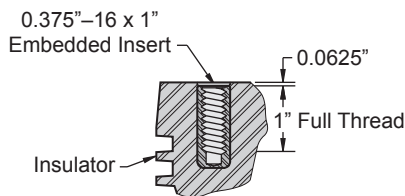
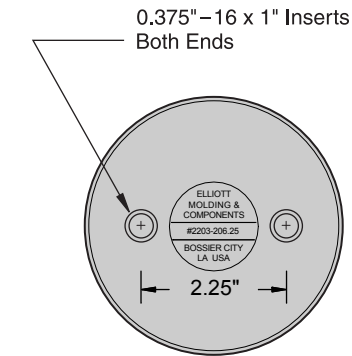
Catalog Number	S&C Replacement	Nominal Voltage kV	Withstand Test Voltage Kilovolts			Height Inches	Minimum Leakage Inches	Minimum Strike Inches
			Impulse 1.2 x 50	One Min. Dry.	10 Sec. Dew			
2203-206	--	15	95	50	30	6	14	6
2203-206.25	--	15	95	50	30	6.25	14.375	6.25
2203-206.75	--	15	110	50	30	6.75	14.875	6.75
2203-207.5	--	25	125	60	40	7.5	15.5	7.5
2203-208.5	--	25	125	60	40	8.5	16.5	8.5
2203-210	--	35	150	70	60	10	26.5	10
2203-212.5	--	35	200	80	70	12.5	29	12.5



Apparatus Insulators

Indoor - Outdoor
Double Bolt Series 0.375"-16 Inserts

Descriptive
Bulletin
2203-001
Page 2 2015



#2203-206

#2203-206.25

Important:

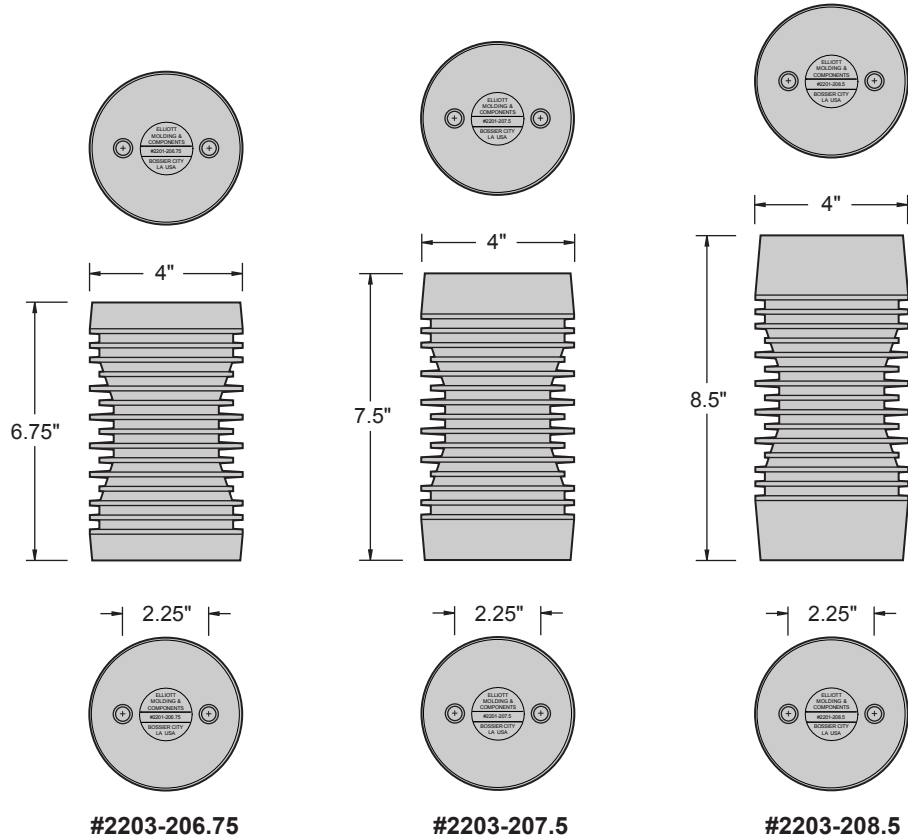
Water that accumulates in the inserts and then freezes will damage epoxy insulators. When insulators are to be installed outdoors, inserts must be partially filled with no-oxide compound (or similar material) to prevent moisture accumulation in the inserts.

Catalog Number	2203-206	2203-206.25
Electrical Rating, kV		
Nominal Voltage	15	15
BIL	95	95
AC Withstand - 1 Min. Dry	50	50
AC Withstand - 10 Sec. Dew	30	30
Leakage Distance, Inches	14	14.375
Dry Arcing Distance, Inches	6	6.25
Mechanical-Strength Rating, Pounds		
Cantilever, Ultimate 2.5 inches above top*	1,600	1,250
Tensile, Pounds	5,000	5,000
Torsion, Inch-Pounds	3,600	3,600
Compression, Pounds	20,000	20,000
Insert Thread Size	0.375"-16	0.375"-16
Net Weight, Pounds (kg)	3.8 (1.7)	4.3 (1.9)

* To attain their rated cantilever strengths, insulators must be mounted on a flat surface that is at least as wide as the diameter of the base of the insulator. Furthermore, the mounting surface must be free of protrusions, such as lumps from galvanizing, to prevent cracking of the insulator when mounting bolts are tightened.

Apparatus Insulators

Indoor - Outdoor
Double Bolt Series 0.375"-16 Inserts



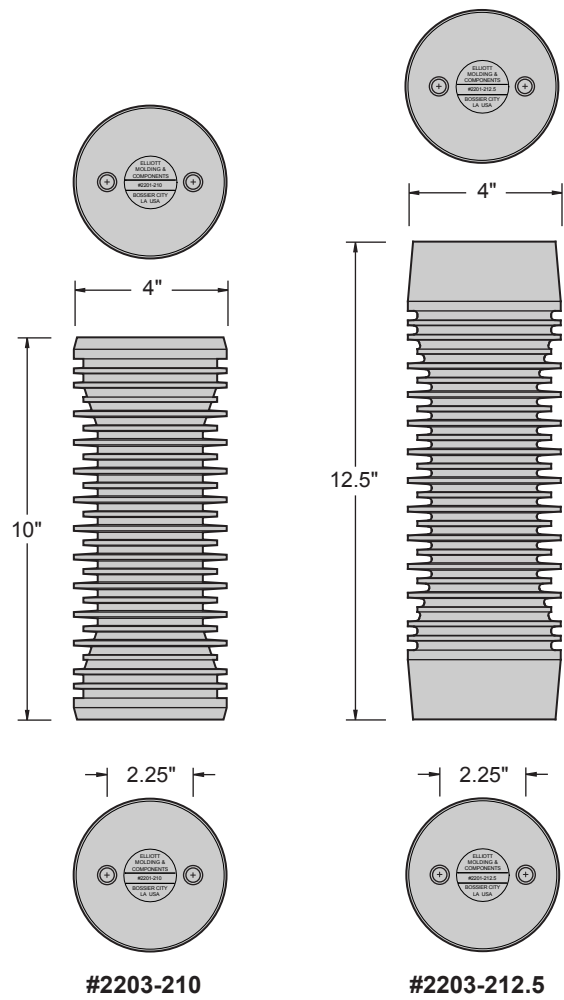
Catalog Number	2203-206.75	2203-207.5	2203-208.5
Electrical Rating, kV			
Nominal Voltage	15	25	25
BIL	110	125	125
AC Withstand - 1 Min. Dry	50	60	60
AC Withstand - 10 Sec. Dew	30	40	40
Leakage Distance, Inches	14.875	15.5	16.5
Dry Arcing Distance, Inches	6.75	7.5	8.5
Mechanical-Strength Rating, Pounds			
Cantilever, Ultimate 2.5 inches above top*	1,200	1,250	1,200
Tensile, Pounds	5,000	5,000	5,000
Torsion, Inch-Pounds	3,600	3,600	3,600
Compression, Pounds	20,000	20,000	20,000
Insert Thread Size (Top/Bottom)	0.375"-16	0.375"-16	0.375"-16
Net Weight, Pounds (kg)	4.8 (2.2)	5.3 (2.4)	6 (2.7)



Apparatus Insulators

Indoor - Outdoor
Double Bolt Series 0.375"–16 Inserts

Descriptive
Bulletin
2203-001
Page 4 2015



Catalog Number	2203-210	2203-212.5
Electrical Rating, kV		
Nominal Voltage	35	35
BIL	150	200
AC Withstand - 1 Min. Dry	70	80
AC Withstand - 10 Sec. Dew	60	70
Leakage Distance, Inches	26.5	29
Dry Arcing Distance, Inches	10	12.5
Mechanical-Strength Rating, Pounds		
Cantilever, Ultimate 2.5 inches above top*	850	650
Tensile, Pounds	5,000	5,000
Torsion, Inch-Pounds	3,600	3,600
Compression, Pounds	20,000	20,000
Insert Thread Size	0.375"–16	0.375"–16
Net Weight, Pounds (kg)	6.7 (3.0)	8.1 (3.6)

* See note below the table on Page 2.